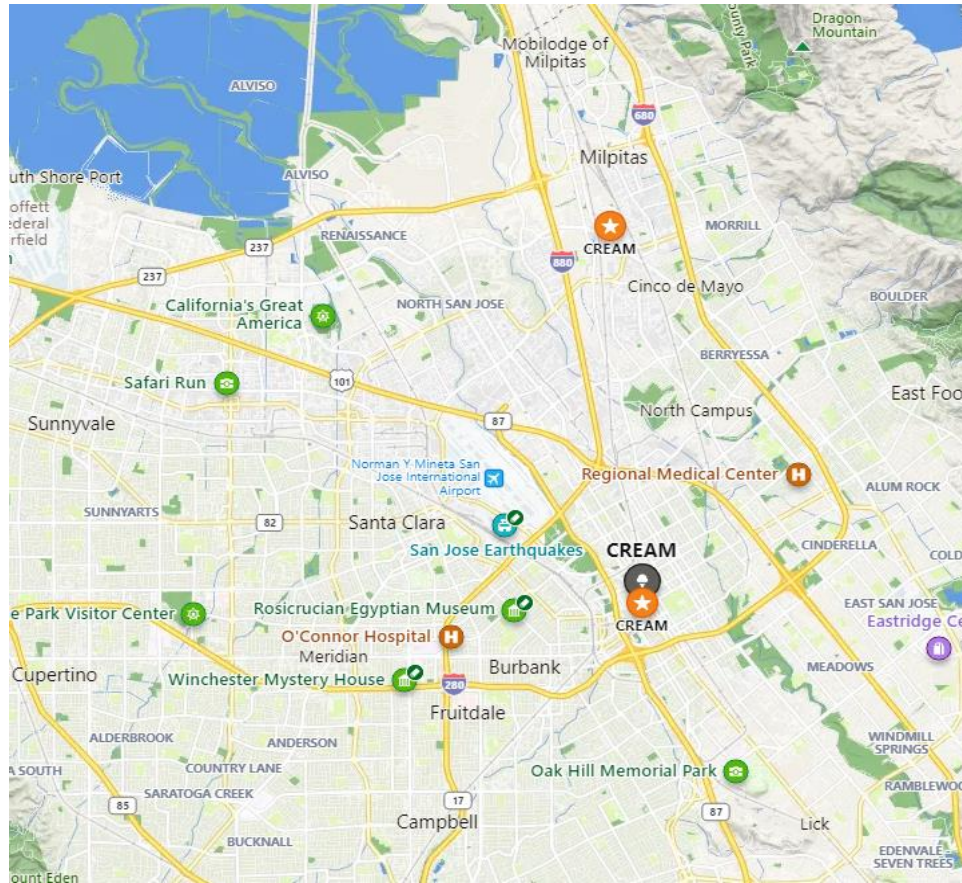


Cream - 2 units
\$599,000 for package



Stores are 20 minutes apart.

Kiosk in SAP Shark Stadium as part of the sale for no addition cost. SAP Stadium is about a mile from the San Jose store.

Store	Trailing 12 Months Ending 12/31/21	Managed Cash Flow
Milpitas, CA 95035	\$469,168	\$134,243
San Jose, CA 95113	\$684,155	\$190,380
TOTAL	\$1,153,323	\$324,623



CONFIDENTIAL Executive Summary



Purchase Price: \$599,000 for package
Total Annual Sales*: \$469,168
Inventory: \$5,000
Managed Cash Flow**: \$134,243

Cream Great Mall
296 Great Mall Drive
Milpitas, CA 95035

List price does not include inventory, franchise transfer fees, or lease security deposits.

* Trailing 12 Months Ending 12/31/21

** Cash Flow is a net income projection based on trailing 12 months sales and expenses as stated on Seller's P&Ls. Adjustments are made to reflect brand norms for the region and/or expected increases/decreases in costs. Analysis is for proforma purposes only, Buyer should complete his own due diligence review. Ask your agent for summary of adjustments.

Franchise Information:

CREAM, Inc. was founded in 2010 in Berkeley, CA by 2 brothers to share their unique ice cream sandwich creations. Franchising began in 2012. CREAM Inc. HAS WAIVED ROYALTY, ADVERTISING AND TRANSFER FEE INDEFINITELY.

Franchise Agreement Expiration: n/a
Royalty: waived
Remodel Requirements: none

Transfer Fee: waived
Advertising: waived

Training Location: on site
Training Period: 1 week

Lease Information:

Monthly Base Rent: \$6,300
Percentage Rent: 0.00%
Expiration: 7/1/2024

Options: 1x5 year
CAM: \$1,300
Monthly Property Tax: \$367

Security Deposit: \$0
Real Property Available: no
Increases: 3%

Location Details:

Business Established: 7/1/2019
Owner Since: 7/1/2019
Hours of Operation: Mall hours

Building Type: mall
Seating: 0
Licenses Needed: Business License

Building Size: 0
Employees: 5
Equipment Value: \$50,000

Great Mall serves nearby communities of Milpitas, San Jose, Santa Clara, and Fremont. Located off intersection of I-880 and Great Mall Expressway as well as the intersection of I-680 and Montague Expressway. Located on main floor near Old Navy & Valliani Jewelers.

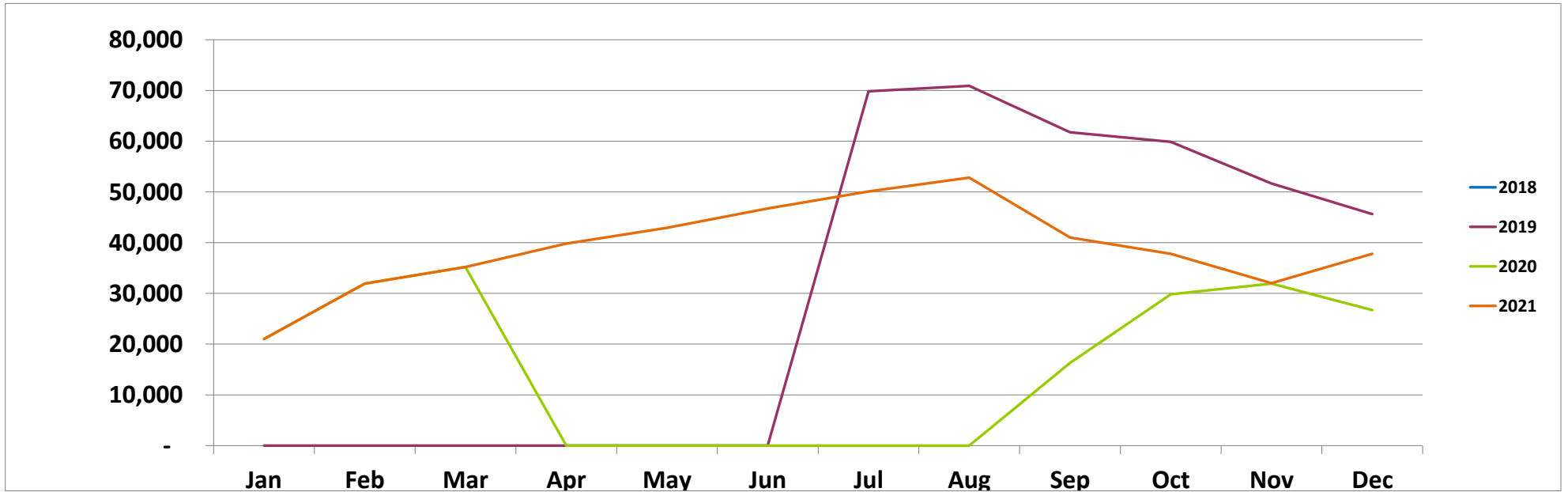
Remember you have agreed to keep all FranBizNetwork listings confidential.

As a part of the due diligence process you are encouraged to contact other franchisees with questions about the brand, but remember you are bound by a confidentiality agreement and cannot share the location or any details about the business you are considering buying. Please direct any questions you might have for the Seller to your FranBizNetwork agent. Feel free to visit the location(s) as a customer, but be discreet and do not ask questions of employees, managers, or other customers. Please do not draw unnecessary attention to yourself, as rumors of a pending sale can hurt the business.

MONTHLY SALES

Cream Great Mall

	Jan	Feb	Mar	Apr	May	June	July	Aug	Sep	Oct	Nov	Dec	TOTAL
2019	\$0	\$0	\$0	\$0	\$0	\$0	\$69,819	\$70,910	\$61,765	\$59,876	\$51,677	\$45,616	\$359,663
2020	\$21,010	\$31,919	\$35,210	\$0	\$0	\$0	\$0	\$0	\$16,291	\$29,817	\$31,919	\$26,717	\$192,883
\$ +/-	\$21,010	\$31,919	\$35,210						(\$45,474)	(\$30,059)	(\$19,758)	(\$18,899)	(\$26,051)
% +/-									-74%	-50%	-38%	-41%	-12%
2020	\$21,010	\$31,919	\$35,210	\$0	\$0	\$0	\$0	\$0	\$16,291	\$29,817	\$31,919	\$26,717	\$192,883
2021	\$21,010	\$31,919	\$35,210	\$39,818	\$42,919	\$46,717	\$50,101	\$52,818	\$41,010	\$37,818	\$32,010	\$37,818	\$469,168
\$ +/-	\$0	\$0	\$0	\$39,818	\$42,919	\$46,717	\$50,101	\$52,818	\$24,719	\$8,001	\$91	\$11,101	\$276,285
% +/-	0%	0%	0%						152%	27%	0%	42%	143%





**Cream Great Mall
PROFORMA - MANAGED**

Trailing 12 Months Ending 12/31/21		
SALES	\$ 469,168	
COGS:	\$ 105,000	22.4%
Crew Labor:	\$ 88,814	18.9%
Workers Comp*:	\$ 3,197	3.6%
Payroll Taxes*:	\$ 8,384	9.4%
R&M:	\$ 798	0.2%
Utilities:	\$ 15,418	3.3%
Rent:	\$ 75,600	16.1%
CAM:	\$ 15,600	3.3%
Property Tax:	\$ 4,404	0.9%
Personal Property Tax:	\$ 775	0.2%
Insurance:	\$ 590	0.1%
Bank Charges:	\$ 350	0.1%
Credit Card Fees:	\$ 4,692	1.0%
Professional Services:	\$ 4,500	1.0%
Laundry/Uniforms:	\$ 500	0.1%
Permits & Licenses:	\$ 840	0.2%
Cash Over/Short:	\$ 469	0.1%
Other G&A:	\$ 4,995	1.1%
Total Expenses:	\$ 334,925	71.4%
Managed Cash Flow:	\$ 134,243	28.6%

*Workers Comp and Payroll Taxes shown as a % of Total Labor.

Executive Summary materials and Proforma were derived from documents provided by Seller and were prepared by FranBizNetwork to help prospective Buyers complete a summary review. These materials should



CONFIDENTIAL Executive Summary



Purchase Price: \$599,000 for package
Total Annual Sales*: \$684,155
Inventory: \$10,000
Managed Cash Flow**: \$190,380

Cream San Jose
49 South 1st Street
San Jose, CA 95113

List price does not include inventory, franchise transfer fees, or lease security deposits.

* Trailing 12 Months Ending 12/31/21

** Cash Flow is a net income projection based on trailing 12 months sales and expenses as stated on Seller's P&Ls. Adjustments are made to reflect brand norms for the region and/or expected increases/decreases in costs. Analysis is for proforma purposes only, Buyer should complete his own due diligence review. Ask your agent for summary of adjustments.

Franchise Information:

CREAM, Inc. was founded in 2010 in Berkeley, CA by 2 brothers to share their unique ice cream sandwich creations. Franchising began in 2012. CREAM Inc. HAS WAIVED ROYALTY, ADVERTISING AND TRANSFER FEE INDEFINITELY. Kiosk in SAP Shark Stadium approx. 1 mile from SJ Shop included in sale. No rent at SAP, just 20% commission of total revenue. SAP \$175k Revenue and \$80k Profits

Franchise Agreement Expiration: n/a
Royalty: waived
Remodel Requirements: none

Transfer Fee: waived
Advertising: waived

Training Location: on site
Training Period: 1 week

Lease Information:

Monthly Base Rent: \$3,900
Percentage Rent: 0.00%
Expiration: 12/31/2023

Options: (12/2027)
CAM: incl
Monthly Property Tax: incl

Security Deposit: \$0
Real Property Available: no
Increases: \$100 ann. thru 12/2027

Location Details:

Business Established: 6/1/2013
Owner Since: 2013
Hours of Operation: 1 PM-midnight

Building Type: Corner shop
Seating: 0
Licenses Needed: business

Building Size: 1000 sq ft
Employees: 8
Equipment Value: \$70,000

Located in the heart of Downtown San Jose, 5 minute walk from SJ State University, San Pedro Square Market, The Tech Museum, San Jose Museum of Art, Plaza de Cesar

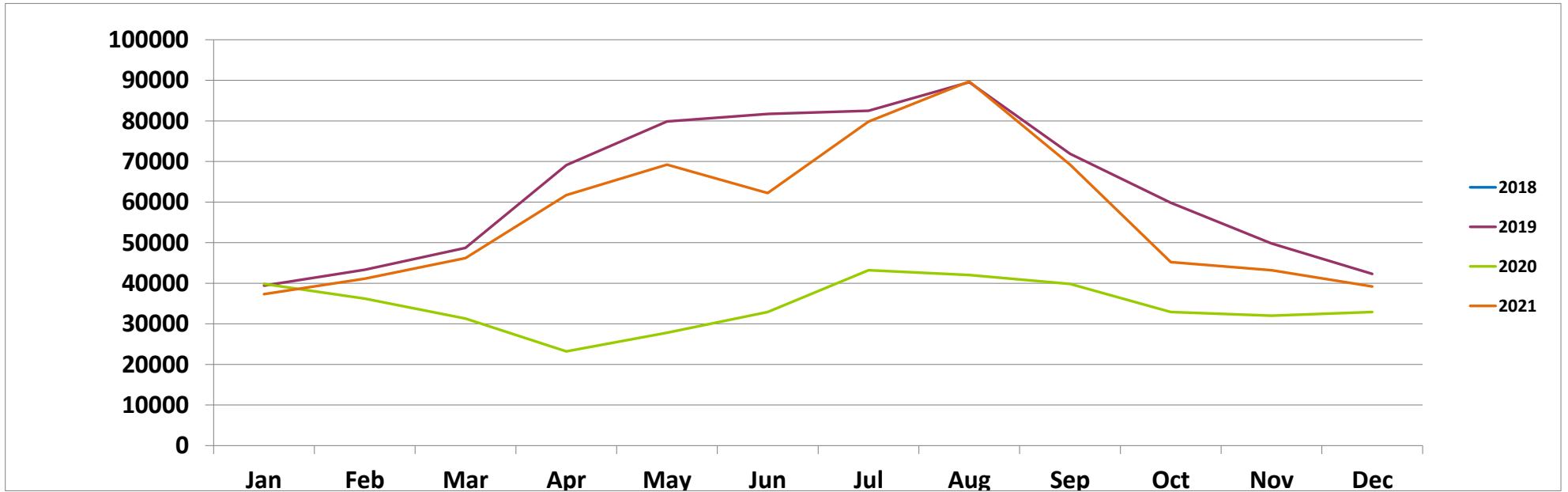
Remember you have agreed to keep all FranBizNetwork listings confidential.

As a part of the due diligence process you are encouraged to contact other franchisees with questions about the brand, but remember you are bound by a confidentiality agreement and cannot share the location or any details about the business you are considering buying. Please direct any questions you might have for the Seller to your FranBizNetwork agent. Feel free to visit the location(s) as a customer, but be discreet and do not ask questions of employees, managers, or other customers. Please do not draw unnecessary attention to yourself, as rumors of a pending sale can hurt the business.

MONTHLY SALES

Cream San Jose

	Jan	Feb	Mar	Apr	May	June	July	Aug	Sep	Oct	Nov	Dec	TOTAL
2019	\$39,417	\$43,310	\$48,718	\$69,101	\$79,870	\$81,719	\$82,514	\$89,541	\$71,910	\$59,810	\$49,810	\$42,321	\$758,041
2020	\$39,817	\$36,210	\$31,291	\$23,210	\$27,818	\$32,919	\$43,210	\$42,019	\$39,828	\$32,919	\$32,019	\$32,919	\$414,179
\$ +/-	\$400	(\$7,100)	(\$17,427)	(\$45,891)	(\$52,052)	(\$48,800)	(\$39,304)	(\$47,522)	(\$32,082)	(\$26,891)	(\$17,791)	(\$9,402)	(\$343,862)
% +/-	1%	-16%	-36%	-66%	-65%	-60%	-48%	-53%	-45%	-45%	-36%	-22%	-45%
2020	\$39,817	\$36,210	\$31,291	\$23,210	\$27,818	\$32,919	\$43,210	\$42,019	\$39,828	\$32,919	\$32,019	\$32,919	\$414,179
2021	\$37,317	\$41,109	\$46,210	\$61,721	\$69,211	\$62,211	\$79,820	\$89,716	\$69,210	\$45,210	\$43,210	\$39,210	\$684,155
\$ +/-	(\$2,500)	\$4,899	\$14,919	\$38,511	\$41,393	\$29,292	\$36,610	\$47,697	\$29,382	\$12,291	\$11,191	\$6,291	\$269,976
% +/-	-6%	14%	48%	166%	149%	89%	85%	114%	74%	37%	35%	19%	65%





**Cream San Jose
PROFORMA - MANAGED**

Trailing 12 Months Ending 12/31/21		
SALES	\$ 684,155	
COGS:	\$ 159,955	23.4%
Crew Labor:	\$ 158,382	23.2%
GM:	\$ 45,000	6.6%
Workers Comp*:	\$ 4,108	2.0%
Payroll Taxes*:	\$ 20,582	10.1%
R&M:	\$ 10,536	1.5%
Utilities:	\$ 20,784	3.0%
Rent:	\$ 46,800	6.8%
Personal Property Tax:	\$ 775	0.1%
Insurance:	\$ 600	0.1%
Bank Charges:	\$ 350	0.1%
Credit Card Fees:	\$ 7,252	1.1%
Professional Services:	\$ 4,500	0.7%
Laundry/Uniforms:	\$ 500	0.1%
Pest Control:	\$ 150	0.0%
Permits & Licenses:	\$ 840	0.1%
Cash Over/Short:	\$ 684	0.1%
Other G&A:	\$ 11,976	1.8%
Total Expenses:	\$ 493,775	72.2%
Managed Cash Flow:	\$ 190,380	27.8%

*Workers Comp and Payroll Taxes shown as a % of Total Labor.

Executive Summary materials and Proforma were derived from documents provided by Seller and were prepared by FranBizNetwork to help prospective Buyers complete a summary review. These materials should not replace the